

## Открытый урок английского языка в 11 классе по теме “Твоя будущая профессия”

**В. О. Ткачев,**

учитель английского языка, г. Астрахань

Урок разработан с применением современных компьютерных технологий. Урок проводится в 11 классе, в качестве вводного к разделу “A job for life?” учебника английского языка для 11 класса “New Millennium English”. Так как урок является вводным, соответственно ставится и **цель урока**: формирование знаний по теме “Твоя будущая профессия” и умений оперировать ими. Главная цель урока включает следующий **практический компонент**: совершенствование практических навыков владения лексикой по теме путем привлечения дополнительного материала, развитие навыков восприятия речи на слух и навыков чтения с целью основного и полного понимания прочитанного, развитие навыков аудирования и говорения, развитие ассоциативной памяти, внимания и быстрой реакции. Решение практического компонента цели способствует реализации **воспитательного компонента**: создание условий для формирования у обучающихся уважения и интереса к учению, оказание помощи в осознании и выборе профессионального пути. Для реализации вышеперечисленных целей используется аутентичный и актуальный материал учебника, специальные технические информационные и языковые средства; учитываются личностные характеристики учащихся: сообразительность, интерес, творческие способности, взаимопонимание и взаимопомощь. На уроке реализуется принцип коммуникативной направленности и для его осуществления используются фронтальные, индивидуальные, парные и групповые формы работы. Урок готовится в рамках тематической презентации, выполненной в программе “Power point” (см. Приложение). Такая форма применения информационных технологий помогает четко выстраивать структуру урока, наглядно показывать этапы работы учителя и учеников, эстетически оформлять урок. Кроме этого, применение компьютерной презентации и электронных учебников помогает облегчать процесс обучения, освобождая учителя от долгих объяснений, а также делает урок динамичным и живым.

Оборудование:

- аудиомэгафитфон
- книга для учащегося “New Millennium English– 1 1”
- мультимедийные обучающие программы
- электронная презентация по теме
- компьютер, видеопроектор, экран

### План открытого урока

Stage of the lesson	Procedure	Purpose of the stage	Classroom management
1. The beginning of the lesson	<p>Good morning, dear pupils! I’m glad to see you today. I hope you are fine and are ready to work hard at our lesson, aren’t you? So, let’s start our lesson.</p> <p>The topic of our lesson today is “Your future career”. We are going to speak about professions. The fact is that you’re finishing the 11th grade. Now it’s time to think about the future, I mean, to leave for college, institute or university. You have to make up your mind what field you will specialize in.</p> <p>I’m sure you’ll manage to choose your future career and explain your choice at the end of our lesson.</p> <p>Besides, we’ll read interesting texts, watch a video, sing a funny song, do projects and some tasks. So, let’s get started.</p>	Create an enjoyable atmosphere of foreign language speaking	

Stage of the lesson	Procedure	Purpose of the stage	Classroom management
2. Warm-up "Brainstorming"	<p>First, answer my question "What professions do you know?" But there are popular and prestigious professions. I'll show you some celebrities. You should characterize them speaking about qualities and abilities. Look through the new words. (Card 1) If you have some problems you can ask for help. (<i>Students look through the new words</i>)</p> <p>Now look at the screen of today's presentation. Answer my questions "What is he/she?" "What qualities and abilities does he/she possess?" (<i>The photos are shown in the presentation</i>)</p>	<p>Introduce problem questions</p> <p>Encourage students to think about the variety of job opportunities</p>	Whole class
3. Vocabulary	<p>1) By the way, can you describe jobs? Take the card. Match the professions and their definitions. (Card 2)</p> <p>2) Fill in the gaps with the words from the box. Do Ex. 3b on p. 42.</p> <p>3) Complete the table with the appropriate form of the words. Do Ex. 3c on p. 42.</p> <p>4) Complete the gaps with appropriate words from the table. Do Ex. 3d on p. 42.</p> <p>(<i>Students do the exercises in their Student's Books</i>)</p>	<p>Revise the vocabulary for jobs, qualities and skills</p>	Pair work
4. Reading	<p>You are going to work in pairs and identify the skills necessary for the jobs described in the texts of your Student's Book. Look at the screen, please. Answer the following questions:</p> <p>1) What professions are you reading about?</p> <p>2) What abilities and qualities characterize these professions?</p> <p>3) What do these professions deal with?</p>	<p>Practise reading for gist</p> <p>Practise reading for detail</p>	Pair work
5. Speaking	<p>1) Now you will practice your oral fluency. You should listen to the dialogue "Decisions, decisions" attentively two times. Then do exercise "Restore the dialogue". Computer starts the dialogue and controls you while you are choosing the appropriate phrase. Put on your headphones and begin working.</p> <p>(<i>Students use a multimedia resource</i>)</p> <p>2) Do you feel "up" at times and "down" at other times? Sometimes you are in a good mood and you don't know why. Susan works in an office from Monday to Friday. On Friday she usually feels happy because the weekend has arrived. So, look at the screen of the presentation and listen to Susan's song. Try to sing it too.</p> <p>(<i>Students relax and sing a song using a multimedia resource</i>)</p> <p><b>Project work</b></p> <p>3) Now you will watch a short video. While watching, think of a profession of a teacher.</p> <p>(<i>Students watch a video in the presentation</i>)</p> <p>Now you will work in groups and make two projects. One group will present the image of the teacher you have just seen. The second group will present the image of a professional teacher. While making your projects, answer the questions on the screen:</p> <ul style="list-style-type: none"> <li>• What is a teacher?</li> <li>• What qualities and abilities does a (professional) teacher possess?</li> </ul>	<p>Improve oral fluency</p> <p>Have a rest</p> <p>Enjoy singing an English song</p> <p>Improve oral fluency</p> <p>Encourage oral exchange of opinions</p>	<p>Individual</p> <p>Whole class</p> <p>Group work</p>

Stage of the lesson	Procedure	Purpose of the stage	Classroom management
	<ul style="list-style-type: none"> <li>• What should and shouldn't he do?</li> </ul> <p>On your desks you have everything for making projects. I'll switch on the music. When it finishes, you choose one or two representatives and be ready to present and explain the ideas of your projects to the class. (<i>Students make their projects</i>)</p> <p>Now it's time to show the results of your team work and present your projects. Start your sentences with the expressions: <i>to our mind, we suppose</i> etc.</p>		
6. The end of the lesson	<p>Today you have revised the vocabulary for jobs and have discussed why they are important. Now answer my question "What would you like to be?" "Why?" Start your sentences with the phrases expressing and giving reasons:</p> <ul style="list-style-type: none"> <li>• I'd rather...</li> <li>• I'd prefer...</li> <li>• If I had my way, I would...</li> <li>• In my case I would...</li> </ul> <p>There are many interesting professions: ordinary, popular and prestigious. Tastes differ. It's up to you to decide what profession to choose.</p> <p>Thank you very much for your active work in the lesson. You are so ambitious and it's great.</p>	Practise expressing preferences and justifying opinions	Individual
7. Hometask	<p>Your home task will be to answer the questions of the <b>Questionnaire</b>. At the end of the <b>Questionnaire</b> you will learn about your possible career.</p> <p>That's all for today. The lesson is over. Goodbye.</p>	Give home task	

### Questionnaire

	Yes	No
1. Do you like discovering new places?		
2. Do you prefer to work indoors?		
3. Do you like talking to people?		
4. Do you prefer to work alone?		
5. Are you energetic?		
6. Do you like organizing things?		
7. Are you patient?		
8. Are you concerned about animals?		
9. Are you noisy?		
10. Do you like to work with your hands?		
11. Are you artistic?		
12. Do you like working with numbers?		
13. Do you like to deal with children?		
14. Do you like looking after people?		
15. Are you calm?		
16. Are you musical?		
17. Are you keen on sport?		
18. Do you like working at night?		
19. Do you mind seeing blood?		
20. Do you like talking on the telephone?		

*Check your answers and add up your score*

	Yes	No		Yes	No
1.	10	5	11.	5	5
2.	10	5	12.	2	2
3.	10	10	13.	2	5
4.	2	2	14.	10	2
5.	20	5	15.	2	10
6.	1	0	16.	4	2
7.	5	0	17.	5	4
8.	4	3	18.	5	7
9.	0	5	19.	1	4
10.	1	2	20.	5	4

**5-45** – you enjoy working with people and helping them. You are also a practical person. One of these careers will suit you: teacher, doctor, nurse, social worker, psychologist, zoo keeper, policeman / woman.

**45-90** – you like to work quietly and concentrate on the task. You prefer to work on your own. One of these careers will suit you: laboratory technician, librarian, artist, bank clerk, hairdresser, and architect.

**90-135** – you like to be very busy. You like to be with people and you like organizing things for them. One of the following careers will suit you: travel agent, journalist, hotel manager, flight attendant, bus conductor, salesperson, and fireman / woman.

**Card 1**

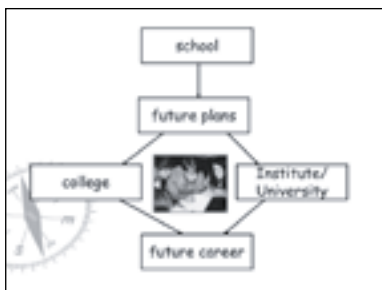

Qualities	Qualities	Abilities
Active	Friendly	Artistic skills
Initiative	Serious	Work under pressure
Optimistic	Ambitious	Administrative skills
Responsible	Sharp minded	Teamwork skills
Flexible	Tactful	Creative skills
Energetic	Strict	Communicative skills
Reliable	Eccentric	
Patient	Self-confident	
Disciplined	Leadership qualities	
Physically strong		

**Card 2**



1. Director	A person who cooks meal in restaurants.
2. Doctor	A person who takes pictures professionally.
3. Chef	A person who controls a company.
4. Musician	A person who knows foreign languages and helps people to understand them.
5. Photographer	A person who knows how computer programmes work.
6. Interpreter	A person who treats people from different diseases.
7. Lawyer	A person who composes music.
8. Computer programmer	A person who knows the laws and works in the court.

Приложение

**Your future career**




**What professions do you know?**





**Popular and prestigious professions**



**Popular and prestigious professions**





**Popular and prestigious professions**



**Popular and prestigious professions**



**Popular and prestigious professions**



**Popular and prestigious professions**





**Popular and prestigious professions**



Popular and prestigious professions





**Profession of a teacher**

Popular and prestigious professions






What is a teacher?  
 What qualities and abilities does a (professional) teacher possess?  
 What should and shouldn't he do?



Popular and prestigious professions




Projects





Professions and their definitions

Director	Doctor
Chef	Musician
Photographer	Interpreter
Lawyer	Computer programmer



We think ...  
 To our mind ...  
 In our opinion ...  
 We suppose ...



Answer the questions

What professions are you reading about?

What qualities and abilities characterize these professions?

What do these professions deal with?



What would you like to be?  
 Why?

I'd rather ...  
 I'd prefer ...  
 In my case I would ...  
 If I had my way, I would ...



Your future career

