

Keep in touch

Lesson 1 School small talk

1 Translate into Russian.

communication _____

company _____

signal _____

code _____

contact _____

2 Complete the conversations.

Sorry, I'm afraid not. What's the matter? It doesn't matter. Yeah, do you like it?

— (1) _____

— I think I forgot my maths book.

— You've got a new T-shirt.

— (3) _____

— I haven't got my exercise book with me.

— (2) _____

— Do you know where we have English?


— (4) _____

3 These people want to learn to communicate well. Give them advice.

Example:



She should smile more.



1 _____

2 _____

3 _____

4 _____

Lesson 2 Could you say that again?

1 Complete the conversation.



— It's a very nice dress.

— _____

— I like your dress.

2 Make up a conversation.



— (1) _____

— Certainly. It's half past three.

— (2) _____

— You're welcome.

3 Match the phrases and the translations.



1 Could you give me your pen for a minute?

2 Can you give me your pen for a minute?

a) Можешь дать свою ручку на минутку?

b) Не могли бы Вы дать свою ручку на минуту?

4 Read and choose the correct picture.



Do you understand?

What can you do if you are in a foreign country and you don't know how to speak the language? You can speak with your body! You can move your hands and arms, and shrug your shoulders. You can use expressions and gestures like these to make others understand what you mean. You can rub your tummy and point to your mouth if you want to say that you're hungry and you'd like to find a restaurant.

gesture ['dʒestʃə] — жест, делать жест
rub — тереть
tummy — животик

1 ☐ This can mean you are tired and would like to stop for a rest.

2 ☐ This can mean you have toothache and you want to go to a dentist.

3 ☐ If you talk to a person and he / she makes a gesture like this, you know that he understands.

4 ☐ But if someone gestures like this, try again. As you can see she doesn't understand.

Lesson 3 Please read carefully

1 Read and complete the notice.

You can see this sign in a national park in the United States.

smell — запах

covered ['kʌvəd] — укрытый

out of sight — спрятанный

refuse containers — бачки для мусора

stuff — вещи

in the open — на открытом месте

DON'T EAT WITH BEARS

American black bears love to eat, and they like a free meal even better. Bears follow the smell of food from a camping site, and they soon learn how to get food and can break into parked cars.

Some simple dos and don'ts can help you save your food. They can also help bears to go back to the way they eat naturally.

DO keep all food covered and out of sight inside your car.

1 _____ put all litter in the nearest refuse containers.

DON'T keep food inside your tent.

2 _____ leave your car with the windows open.

3 _____ leave any food, cooking equipment, or dirty plates in the open.

4 _____ try to get food back from a bear.

2 Write notices for these situations.

Example: You cannot smoke here. **NO SMOKING.**

1 You cannot cross here. _____

2 You cannot park here. _____

3 You cannot queue here. _____

4 You cannot dive here. _____

5 You cannot run here. _____

3 Choose the correct translation for the sentences.

1 Pick up the phone and wait for the dial tone.

a) Подними трубку и жди сигнала.

2 Insert coins or a phone card.

b) Поднимите трубку и ждите сигнала.

3 Dial the number.

a) Пожалуйста, вставьте монеты или карточку.

b) Вставьте монеты или карточку.

4 When you've finished your call, hang up.

a) Наберите номер.

b) Не могли бы Вы набрать номер?

a) Когда завершите звонок, повесьте трубку.

b) По окончании разговора повесьте трубку.

☐
☐
☐
☐
☐
☐
☐
☐

4 Ask people to help you in these situations.

Example: *You don't have your book with you.— Could you lend me your book, please?*

1 You don't have your pen with you.

2 You didn't understand what the teacher said.

3 You don't know how to write a word.

4 You don't know how to translate a sentence.

Lesson 4 Who said "Miaow"?

1 Read and put the paragraphs in order.

swear — ругаться
type — печатать

- A** ☐ Koko can ask for things and answer questions like "What's this?" or "Are you happy?" When she wants someone to give her some apple juice, her favourite drink, she asks by using signs. There is a website where you can see pictures of Koko when she makes signs to ask for things. She even has her own way to say some words, for example "zebra", using the signs for "white" and "tiger". She also took part in the first human-animal chat on the Internet and told people about her pet kitten. Koko's favourite colour is red and her favourite book is "The Three Little Kittens". On television she likes to watch nature programmes.
- B** ☐ Gorillas can also learn sign language. Their thumbs are smaller than human thumbs, so gorillas have to make special signs — a kind of gorilla sign language. Koko, a gorilla born in California in 1971, knows more than a thousand signs. To talk to her teacher, Dr Penny Patterson, Koko uses sign language or a special computer, with pictures for words. When Koko chooses a picture, the computer speaks the word.
- C** ☐ Gorillas are the largest apes. They communicate with each other using their hands, bodies and faces, and making sounds and slapping their chests and drumming.

2 Write pronouns (местоимения) instead of the words in bold.

Example: *I like **the flower**.— it*

1 Look at **these funny animals**. _____

3 I want **my brother** to play with me. _____

2 Can you lend me **your book**? _____

4 I'm going to talk to **Natalie**. _____

3 Write what they want.

Example: Mike says, "Peter, help me with my homework."
— Mike wants Peter to help him with his homework.

- 1 My little sister says, "Mark, read me a story."

- 2 The teacher tells the pupils, "Open your books."

- 3 The mother says to her daughter, "Wash your hands."

- 4 Anna says to David, "Can you lend me a pencil?"

Lesson 5 :-) ☺ or :- (☹ ?

1 Match the text symbols to their meaning.

- | | |
|--------|--------------------|
| 1 B4 | a) love |
| 2 C | b) please call me |
| 3 L8 | c) anyone |
| 4 LUV | d) can't wait |
| 5 NE1 | e) before |
| 6 PCM | f) Bye-bye for now |
| 7 CW | g) see |
| 8 BBFN | h) today |
| 9 2DAY | i) thanks |
| 10 THX | j) late |

2 Write the correct spelling for each of these text "words" and find the hidden word.

- 1 L8R
 - 2 B4
 - 3 TXT
 - 4 2
 - 5 2NITE
 - 6 XLNT
 - 7 GR8

